



Sierra Leone Ebola Outbreak: Location & Status of Ebola Treatment Units and Cumulative Case Totals for each District (as of 7th Nov '14)

Map shows the location and status of the known Ebola Treatment Units (as of 07/11/2014). Cumulative confirmed case totals are shown for each district, with 7/14/21 day totals labelled. Data: 7th Nov 2014


ETU Status, Lab Status

- Open, No Lab
- Open, With Lab
- Planned

Cumulative Confirmed Cases (District)

- <50
- 51-100
- 101-200
- 201-500
- >500

- Roads**
- Primary
 - Secondary
- Borders**
- National
 - Province
 - District



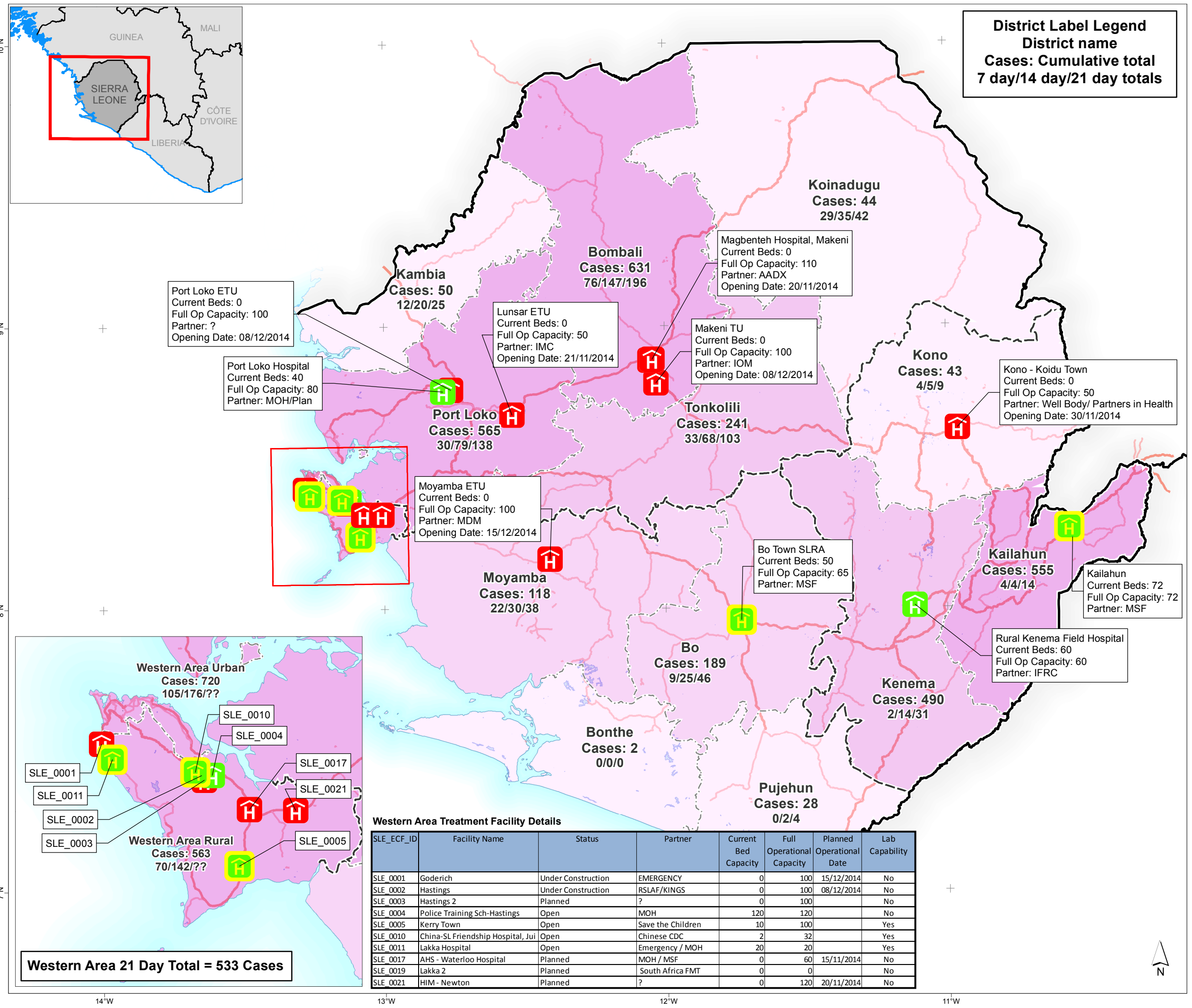
Data sources
OpenStreetMap, COD-FOD Registry, Ministry of Health, WHO, NERC briefings

Created 8 Nov 2014 / 19:00 UTC±00:00
Map Document MA009_EbolaCareFacilities_Case_A3_v7
Projection / Datum WGS 1984 UTM Zone 29N
Glide Number EP-2014-000039-SLE

Produced by MapAction
 www.mapaction.org
 sierraleone@mapaction.org



The depiction and use of boundaries, names and associated data shown here do not imply endorsement or acceptance by MapAction.



District Label Legend
 District name
 Cases: Cumulative total
 7 day/14 day/21 day totals

Port Loko ETU
 Current Beds: 0
 Full Op Capacity: 100
 Partner: ?
 Opening Date: 08/12/2014

Port Loko Hospital
 Current Beds: 40
 Full Op Capacity: 80
 Partner: MOH/Plan

Kambia
 Cases: 50
 12/20/25

Lunsar ETU
 Current Beds: 0
 Full Op Capacity: 50
 Partner: IMC
 Opening Date: 21/11/2014

Bombali
 Cases: 631
 76/147/196

Magbenteh Hospital, Makeni
 Current Beds: 0
 Full Op Capacity: 110
 Partner: AADX
 Opening Date: 20/11/2014

Makeni TU
 Current Beds: 0
 Full Op Capacity: 100
 Partner: IOM
 Opening Date: 08/12/2014

Koinadugu
 Cases: 44
 29/35/42

Kono
 Cases: 43
 4/5/9

Kono - Koidu Town
 Current Beds: 0
 Full Op Capacity: 50
 Partner: Well Body/ Partners in Health
 Opening Date: 30/11/2014

Port Loko
 Cases: 565
 30/79/138

Tonkolili
 Cases: 241
 33/68/103

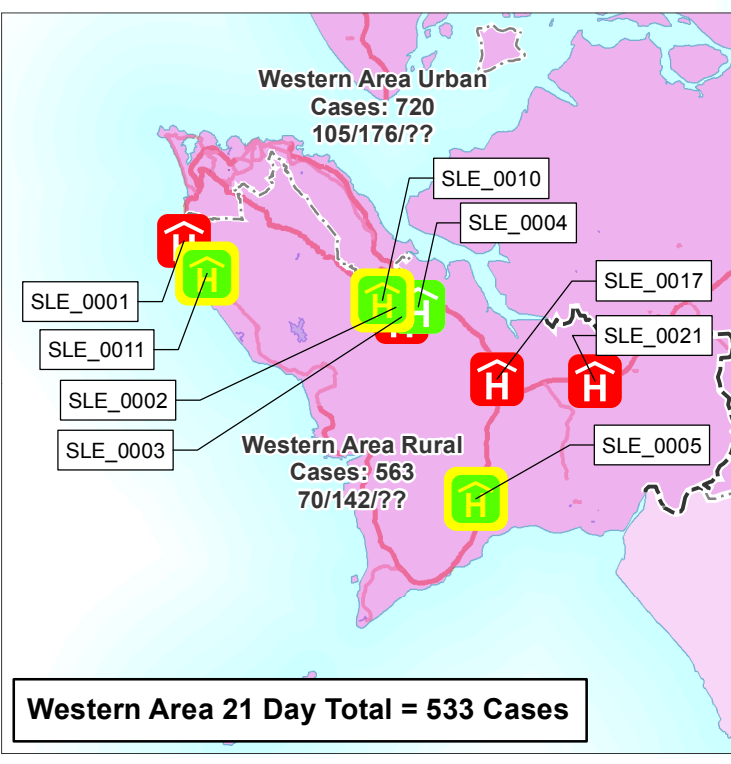
Moyamba ETU
 Current Beds: 0
 Full Op Capacity: 100
 Partner: MDM
 Opening Date: 15/12/2014

Moyamba
 Cases: 118
 22/30/38

Bo Town SLRA
 Current Beds: 50
 Full Op Capacity: 65
 Partner: MSF

Kailahun
 Cases: 555
 4/4/14

Kailahun
 Current Beds: 72
 Full Op Capacity: 72
 Partner: MSF



Western Area Urban
 Cases: 720
 105/176/??

Western Area Rural
 Cases: 563
 70/142/??

Western Area 21 Day Total = 533 Cases

Western Area Treatment Facility Details

SLE_ECF_ID	Facility Name	Status	Partner	Current Bed Capacity	Full Operational Capacity	Planned Operational Date	Lab Capability
SLE_0001	Goderich	Under Construction	EMERGENCY	0	100	15/12/2014	No
SLE_0002	Hastings	Under Construction	RSLAF/KINGS	0	100	08/12/2014	No
SLE_0003	Hastings 2	Planned	?	0	100		No
SLE_0004	Police Training Sch-Hastings	Open	MOH	120	120		No
SLE_0005	Kerry Town	Open	Save the Children	10	100		Yes
SLE_0010	China-SL Friendship Hospital, Jui	Open	Chinese CDC	2	32		Yes
SLE_0011	Lakka Hospital	Open	Emergency / MOH	20	20		Yes
SLE_0017	AHS - Waterloo Hospital	Planned	MOH / MSF	0	60	15/11/2014	No
SLE_0019	Lakka 2	Planned	South Africa FMT	0	0		No
SLE_0021	HIM - Newton	Planned	?	0	120	20/11/2014	No

Bo
 Cases: 189
 9/25/46

Bonthe
 Cases: 2
 0/0/0

Kenema
 Cases: 490
 2/14/31

Pujehun
 Cases: 28
 0/2/4

14°W 13°W 12°W 11°W

