

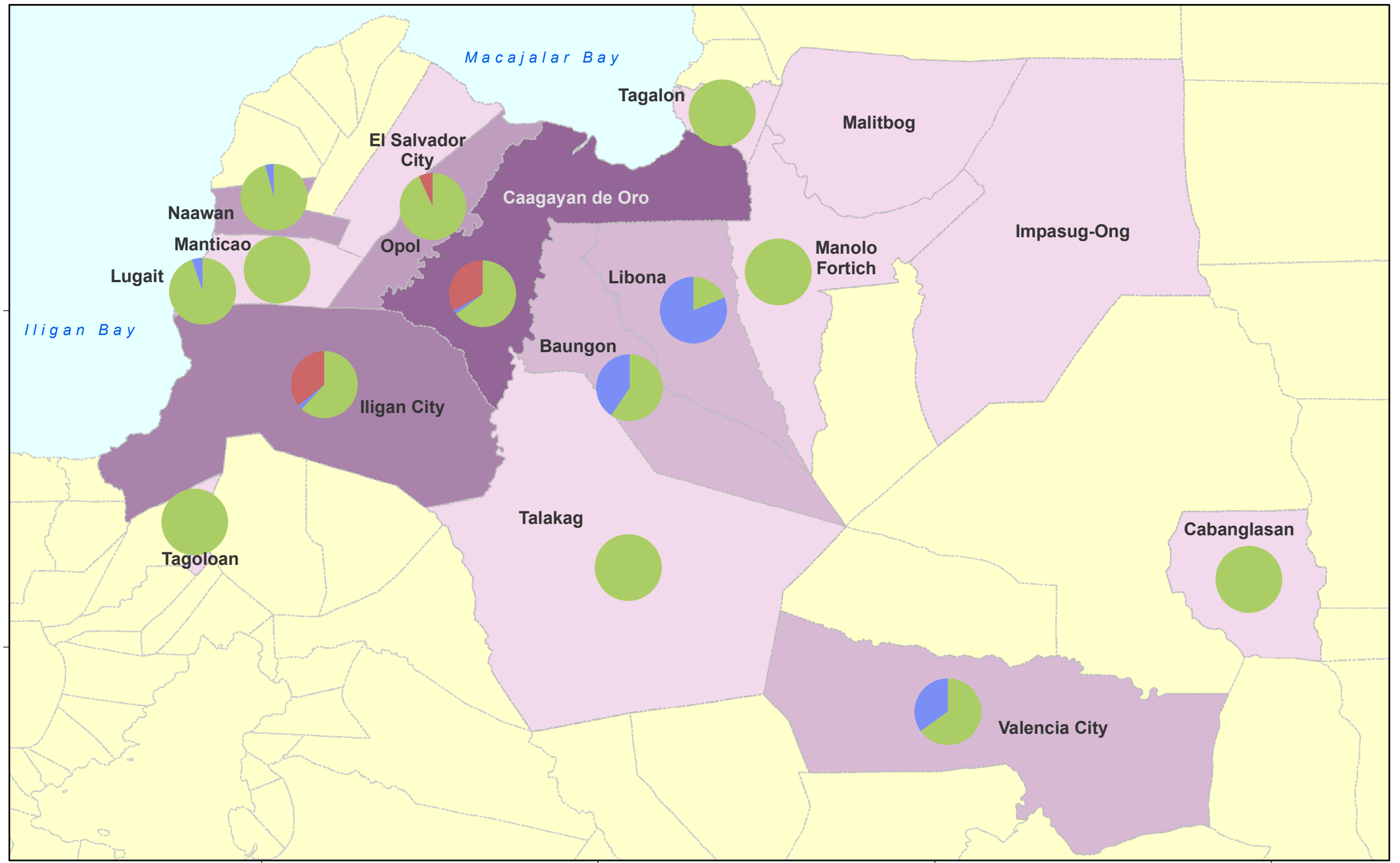
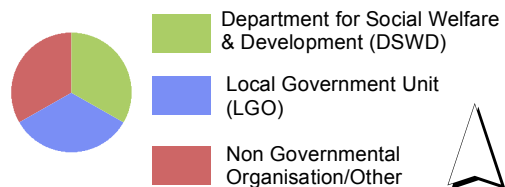
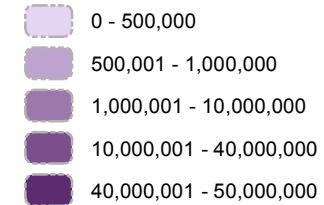


Philippines Tropical Storm Washi (Sendong)

Cost and Source of Monetary Assistance by Municipality, Minandao

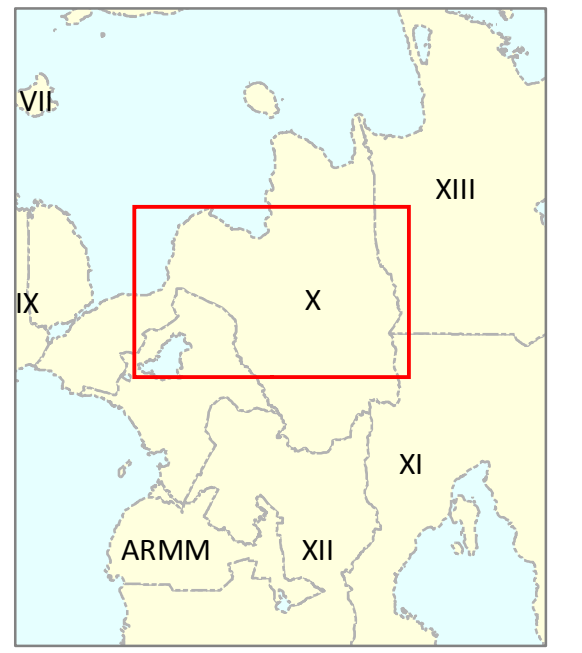
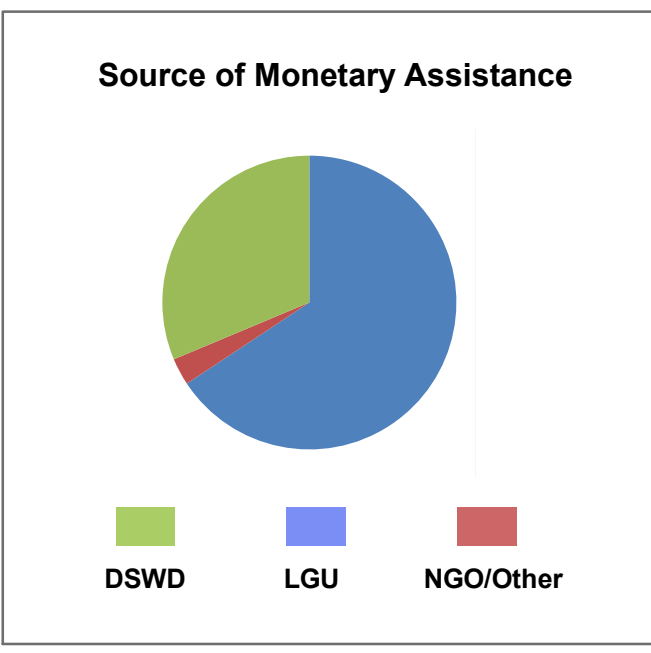
22 Jan 2012

Cost of Assistance (Pesos)



124°20'E 124°40'E 125°E 125°20'E

Area	Number of Affected Barangay	Cost of Assistance (Pesos)			
		DSWD	LGU	NGO/Other	Total
Baungon	16	401,398.60	275,081.35	0.00	676,479.95
Cabanglasan	1	7,612.00	0.00	0.00	7,612.00
Cagayan de Oro City	41	31,943,854.63	901,000.00	16,509,730.00	49,354,585.22
El Salvador City	9	0.00	0.00	0.00	0.00
Iligan City	30	16,389,600.00	552,500.00	9,497,116.49	26,439,216.49
Impasug-Ong	1	0.00	0.00	0.00	0.00
Kinoguitan	1	132,090.00	5,000.00	0.00	137,090.00
Libona	14	105,732.00	458,774.20	0.00	564,506.20
Lugait	10	893,809.00	50,000.00	0.00	943,809.00
Malitbog	1	0.00	0.00	0.00	0.00
Manolo Fortich	1	12,179.20	0.00	0.00	12,179.20
Manticao	13	369,182.00	0.00	0.00	369,182.00
Naawan	10	1,085,590.60	50,000.00	0.00	1,135,590.60
Opol	19	2,745,370.20	9,350.00	200,000.00	2,954,720.20
Tagoloan	7	494,016.00	0.00	0.00	494,016.00
Talakag	1	10,276.02	0.00	0.00	10,276.02
Valencia City	10	373,198.00	200,000.00	0.00	573,198.00
Total		54,963,908.25	2,501,705.55	26,206,846.49	83,672,460.88



Scale 1:500,000 (at A3 size)

Data sources
GADM - Municipality Boundaries
DSWD - Assistance Cost

Created 22 Jan 2012 / 19:00
Map document MA022-PHL-AssistanceCost-A3_v3
Projection / datum Geographic / WGS84
GLIDE Number TC-2011-000189-PHL

The depiction and use of boundaries, names and associated data shown here do not imply endorsement or acceptance by MapAction.

MapAction is grateful for the support of:
 UKaid
Produced by MapAction
www.mapaction.org within the
UN OCHA Coordination Centre
philippines@mapaction.org