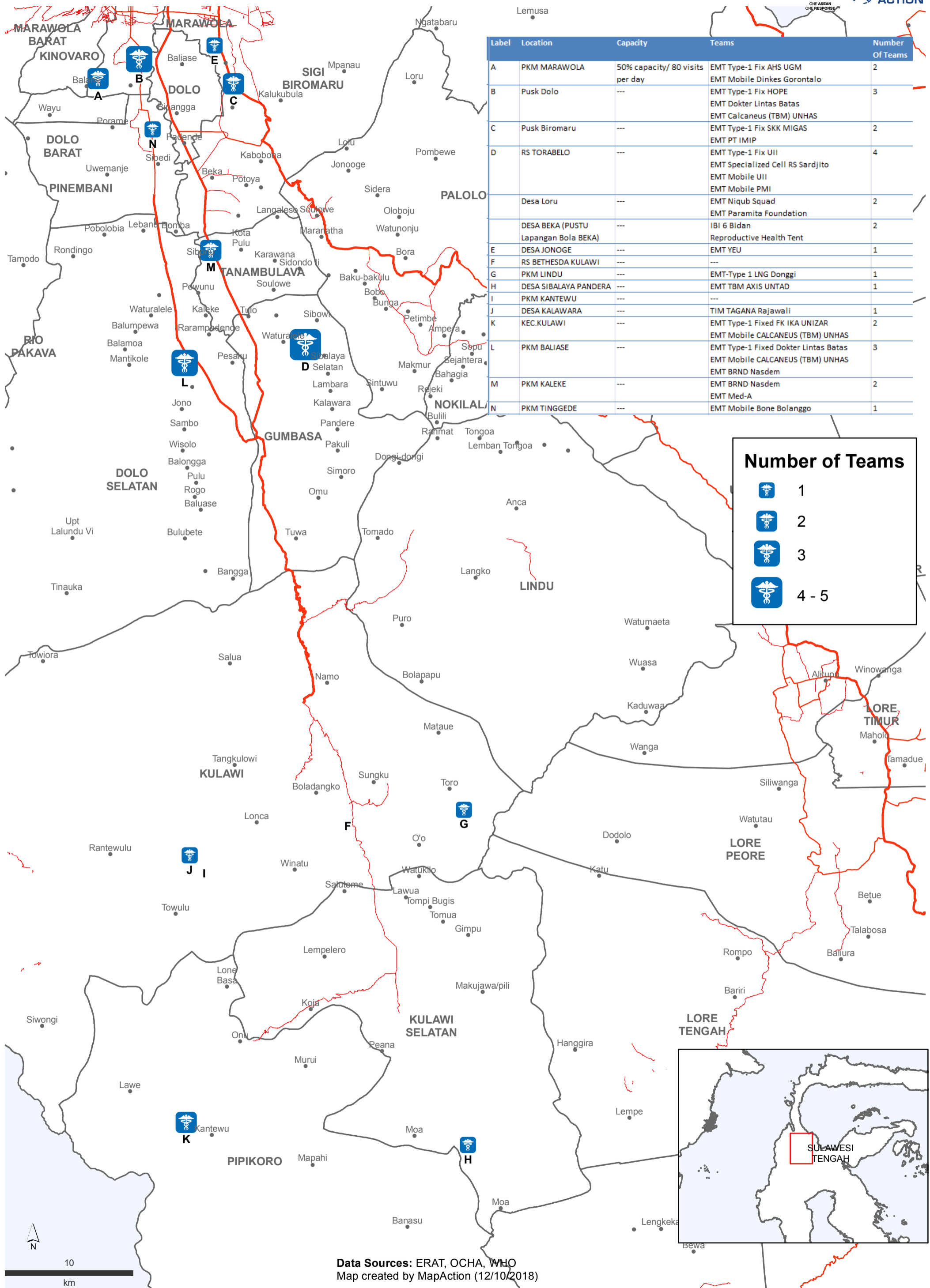






Indonesia, Central Sulawesi, Sigi Emergency Medical Teams in Sigi as of Oct 10 2018



Label	Location	Capacity	Teams	Number Of Teams
A	PKM MARAWOLA	50% capacity/ 80 visits per day	EMT Type-1 Fix AHS UGM EMT Mobile Dinkes Gorontalo	2
B	Pusk Dolo	---	EMT Type-1 Fix HOPE EMT Dokter Lintas Batas EMT Calcaneus (TBM) UNHAS	3
C	Pusk Biromaru	---	EMT Type-1 Fix SKK MIGAS EMT PT IMIP	2
D	RS TORABELO	---	EMT Type-1 Fix UII EMT Specialized Cell RS Sardjito EMT Mobile UII EMT Mobile PMI	4
	Desa Loru	---	EMT Niqub Squad EMT Paramita Foundation	2
	DESA BEKA (PUSTU Lapangan Bola BEKA)	---	IBI 6 Bidan Reproductive Health Tent	2
E	DESA JONOGE	---	EMT YEU	1
F	RS BETHESDA KULAWI	---	---	---
G	PKM LINDU	---	EMT-Type 1 LNG Donggi	1
H	DESA SIBALAYA PANDERA	---	EMT TBM AXIS UNTAD	1
I	PKM KANTEWU	---	---	---
J	DESA KALAWARA	---	TIM TAGANA Rajawali	1
K	KEC.KULAWI	---	EMT Type-1 Fixed FK IKA UNIZAR EMT Mobile CALCANEUS (TBM) UNHAS	2
L	PKM BALIASE	---	EMT Type-1 Fixed Dokter Lintas Batas EMT Mobile CALCANEUS (TBM) UNHAS EMT BRND Nasdem	3
M	PKM KALEKE	---	EMT BRND Nasdem EMT Med-A	2
N	PKM TINGGEDE	---	EMT Mobile Bone Bolanggo	1

Number of Teams

-  1
-  2
-  3
-  4 - 5

Data Sources: ERAT, OCHA, WHO
Map created by MapAction (12/10/2018)